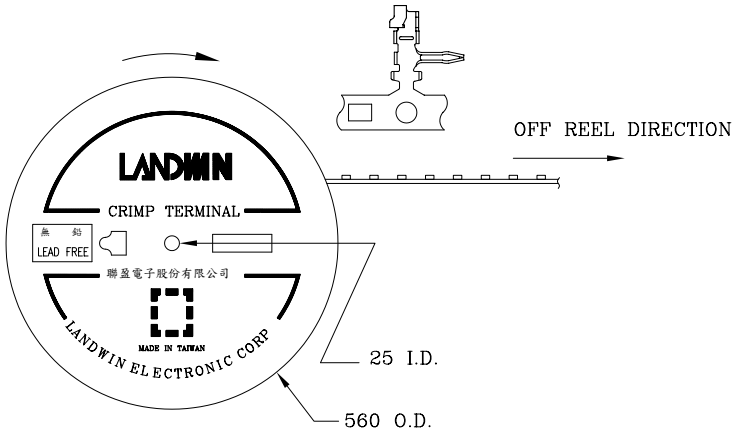

ROLL FORM PACKAGE

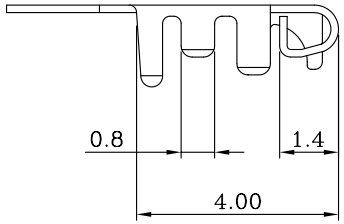

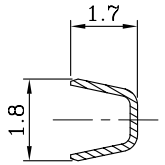

SEC. A–A'

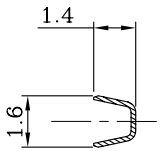

SEC. B–B'

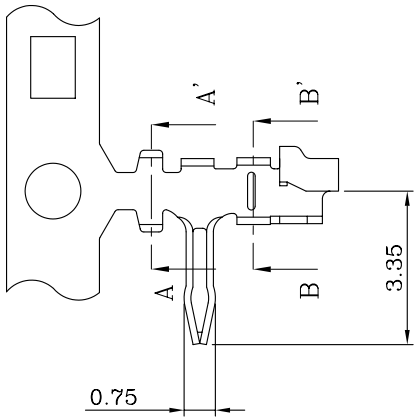

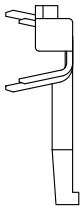

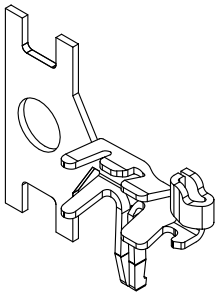

ISOMETRIC VIEW

DESCRIPTION OF ORDER NO.:

1519T 0 1 X X

- TYPE NO. — 0
- WIRE GUAGE RANGE — 1
- MATERIAL NO. — X
  - 1: PHOSPHOR BRONZE
  - 2: BRASS
- PLATING NO. — X
  - R: PRE TIN–PLATED
  - 1: GOLD FLASH–PLATED
  - N: POST TIN–PLATED

SPECIFICATION:

ORDER NO.	TERMINAL TYPE	WIRE GUAGE RANGE (AWG)	INSULATION DIAMETER	Q'TY/REEL
1519T011X	CHAIN	#26 ~ #28	ø1.1 MAX.	20,000 PCS
1519T012X	CHAIN	#26 ~ #28	ø1.1 MAX.	20,000 PCS

NOTES:

1. MATES WITH 0.8 – 1.2 mm(t) P.C.B.
2. USE WITH 1508SXX00 SERIES PLUG HOUSING
3. INFORMATION IN THIS DRAWING IS NOT CONSIDERED AS FINAL.

RoHS Compliant REACH Compliant

Sales Drawing

MATERIAL: SEE NOTES
FINISH(COLOR): SEE NOTES

REV.	REVISION RECORD	DATE
W1	NEW RELEASE	31-DEC-14'

LANDWIN 聯盈電子股份有限公司 LANDWIN ELECTRONIC CORP.

GENERAL TOLERANCE:	PROJECTION	SCALE	UNIT	SHEET NO.	REV
ANGULAR ±3°		FREE	MM	1 / 1	W1

DRAWN R.G.
CHECKED J.L.Lin
APPD H.Y.Lin
DATE 31-DEC-14'

DRAW NO. (BQ) 1519T01XX

TITLE: CRIMP TERMINAL (1508S SERIES)

THIS DRAWING CONTAINS INFORMATION THAT IS PROPRIETARY TO LANDWIN ELECTRONIC CORP. SHOULD NOT BE USED WITHOUT WRITTEN PERMISSION.