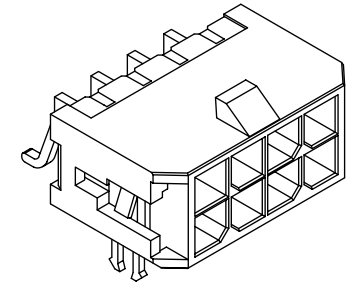
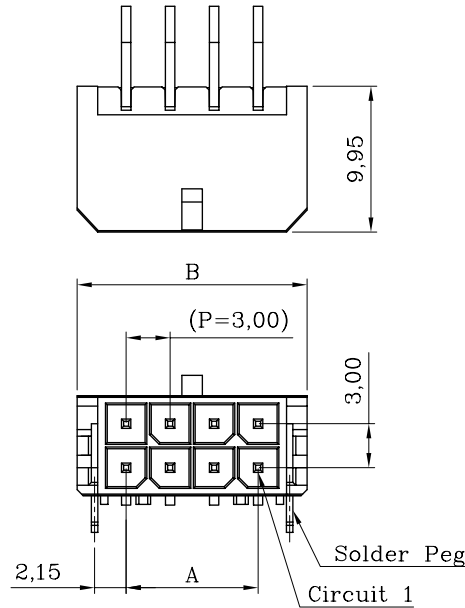
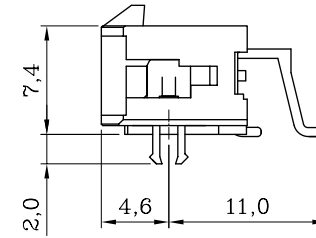


ORDER INFORMATION AND DIMENSION:

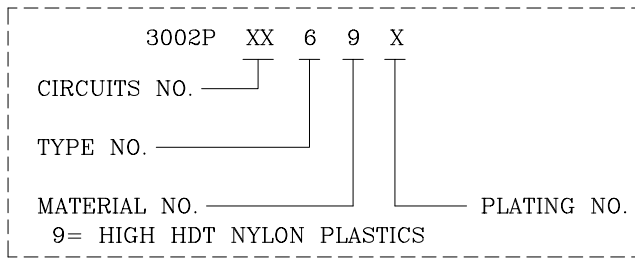
Circuits	Part No. (Matte tin-plated)	Dimension	
		A	B
2	3002P02 69V	NA	6.7
4	3002P04 69V	3.00	9.7
6	3002P06 69V	6.00	12.7
8	3002P08 69V	9.00	15.7
10	3002P10 69V	12.00	18.7
12	3002P12 69V	15.00	21.7
14	3002P14 69V	18.00	24.7
16	3002P16 69V	21.00	27.7
18	3002P18 69V	24.00	30.7
20	3002P20 69V	27.00	33.7
22	3002P22 69V	30.00	36.7
24	3002P24 69V	33.00	39.7



ISOMETRIC VIEW

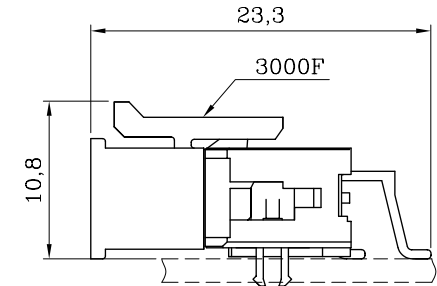
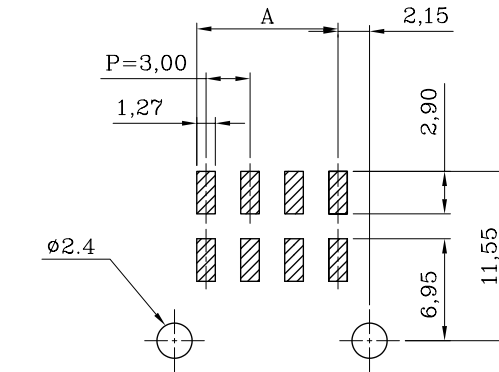


DESCRIPTION OF ORDER NO.:



NOTES:

- MATERIAL:
BASE: HIGH HDT NYLON 94V-0, BLACK COLOR
CONTACT PIN: BRASS
SOLDER PEG: BRASS, MATTE TIN-PLATED
- MATES WITH 3000F DUAL-ROW SERIES PLUG HOUSING.
- DESCRIPTION OF COLOR CODE:
LEGEND: 3002PXX69X-X (-X: COLOR CODE)
R=RED, E=BLUE, H=GRAY, M=GREEN, S=IVORY (NATURAL)
I=BRICK RED,
- REPLACEMENT OF HALOGEN-FREE PRODUCT:
LEGEND: 3002PXX69X-XNH (NH: HALOGEN-FREE)
LEGEND: 3002PXX69X-BNH (B=BLACK COLOR)
- INFORMATION IN THIS DRAWING IS NOT CONSIDERED AS FINAL.



ASSEMBLY LAYOUT

DESCRIPTION OF PLATING CODE:	
V= MATTE TIN-PLATED	A= SELECT GOLD FLASH-PLATED

P.C. BOARD LAYOUT
(COMPONENT SIDE)



GWT 850 °C Rated		Sales Drawing			
LANDWIN 聯盈電子股份有限公司 LANDWIN ELECTRONIC CORP.					
GENERAL TOLERANCE:	PROJECTION	SCALE	UNIT	SHEET NO.	REV
	⊕	FREE	MM	1 / 1	W1
	DRAWN	R.G.	DRAW NO.		
	CHECKED	J.L.Lin	(CQ) 3002PXX69X		
	APPD	H.Y.Lin	TITLE:		
W1	NEW RELEASE	31-DEC-14'	ANGULAR ±3°	DATE 31-DEC-14'	3.00 PITCH DUAL-ROW R/A HEADER (TYPE-6)
REV.	REVISION RECORD	DATE			