ORDER INFORMATION AND DIMENSION:

Circuits	Part No.		Dimension	
	NYLON66 UL94V-0	NYLON66 UL94V-2	A	B
2	4201PA2 00T	4201PA2 02T	4.2	9.6
3	4201PA3 00T	4201PA3 02T	8.4	13.8
4	4201PA4 00T	4201PA4 02T	12.6	18.0
5	4201PA5 00T	4201PA5 02T	16.8	22.2

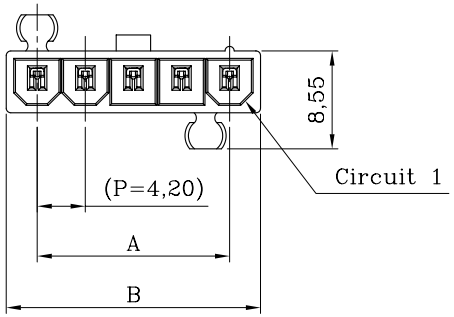

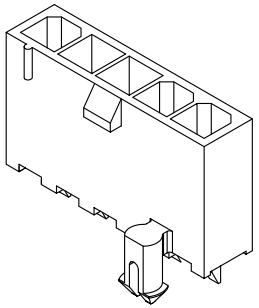

ISOMETRIC VIEW

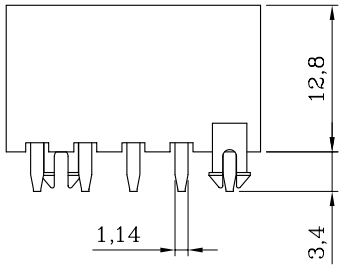

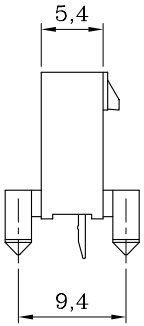

DESCRIPTION OF ORDER NO.:

4201P A X 0 X X

- CIRCUITS NO.
- TYPE NO.
- MATERIAL NO.
- PLATING NO.

0= NYLON66 94V-0 PLASTICS
2= NYLON66 94V-2 PLASTICS

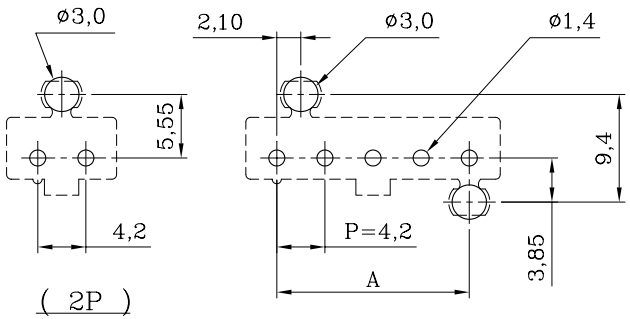

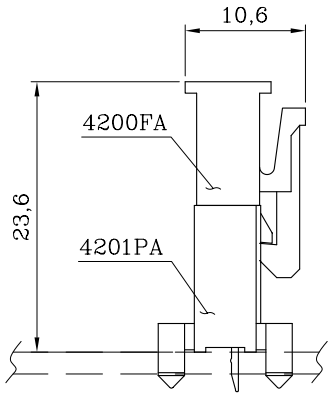

ASSEMBLY LAYOUT

NOTES:

1. MATERIAL:
   BASE: NYLON66 94V-0/94V-2, WHITE (NATURAL COLOR)
   CONTACT PIN: BRASS
2. MATES WITH 4200F SINGLE-ROW SERIES PLUG HOUSING.
3. DESCRIPTION OF COLOR NO.:
   LEGEND: 4201PAX0XX-X (-X: COLOR CODE)
   B=BLACK, C=COCONUT BROWN, E=BLUE, H=GRAY,
   I=BRICK RED,
4. INFORMATION IN THIS DRAWING IS NOT CONSIDERED AS FINAL.

P.C. BOARD LAYOUT
(COMPONENT SIDE)

DESCRIPTION OF PLATING NO.:	
T= TIN-PLATED (T/P)	1= GOLD FLASH-PLATED
V= MATTE TIN-PLATED	

RoHS Compliant REACH Compliant

Sales Drawing

MATERIAL: SEE NOTES
FINISH(COLOR): SEE NOTES

LANDWIN 聯盈電子股份有限公司
LANDWIN ELECTRONIC CORP.

REV.	REVISION RECORD	DATE
W1	NEW RELEASE	31-DEC-14'

GENERAL TOLERANCE:	PROJECTION	SCALE	UNIT	SHEET NO.	REV
ANGULAR ±3°		FREE	MM	1 / 1	W1

DRAWN R.G.
CHECKED J.L.Lin
APPD H.Y.Lin
DATE 31-DEC-14'

DRAW NO. (CQ) 4201PAX0XX

TITLE: 4.20 PITCH SINGLE-ROW S/T HEADER

THIS DRAWING CONTAINS INFORMATION THAT IS PROPRIETARY TO LANDWIN ELECTRONIC CORP. SHOULD NOT BE USED WITHOUT WRITTEN PERMISSION.