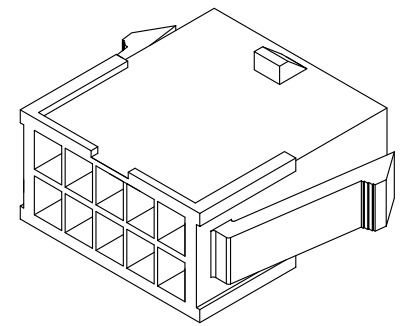
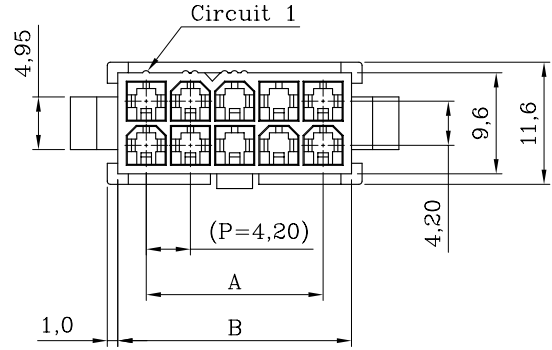


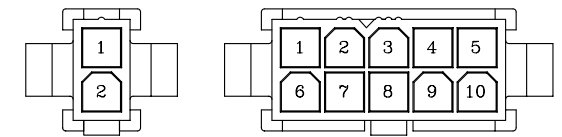
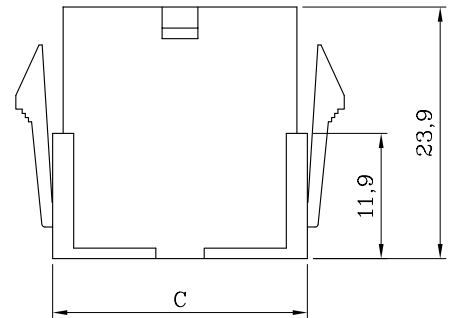
12 11 10 9 8 7 6 5 4 3 2 1

**ORDER INFORMATION AND DIMENSION:**

Circuits	Part No.		Dimension (0.8-2.0 Thick Panel)			
	Panel-Mount (UL94V-0)	Panel-Mount (UL94V-2)	A	B	C	D
2	4200M02 00	4200M02 02	n/a	5.4	7.4	10.8
4	4200M04 00	4200M04 02	4.2	9.6	11.6	15.0
6	4200M06 00	4200M06 02	8.4	13.8	15.8	19.2
8	4200M08 00	4200M08 02	12.6	18.0	20.0	23.4
10	4200M10 00	4200M10 02	16.8	22.2	24.2	27.6
12	4200M12 00	4200M12 02	21.0	26.4	28.4	31.8
14	4200M14 00	4200M14 02	25.2	30.6	32.6	36.0
16	4200M16 00	4200M16 02	29.4	34.8	36.8	40.2
18	4200M18 00	4200M18 02	33.6	39.0	41.0	44.4
20	4200M20 00	4200M20 02	37.8	43.2	45.2	48.6
22	4200M22 00	4200M22 02	42.0	47.4	49.4	52.8
24	4200M24 00	4200M24 02	46.2	51.6	53.6	57.0

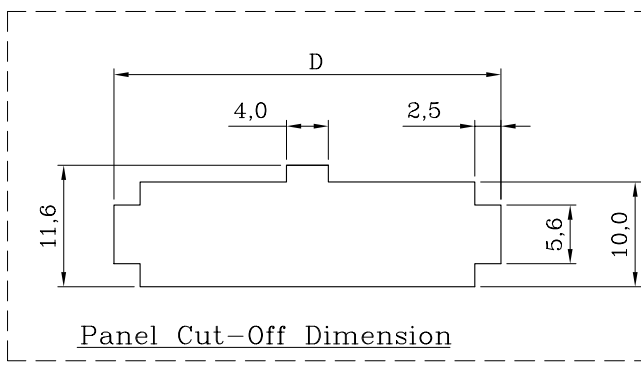
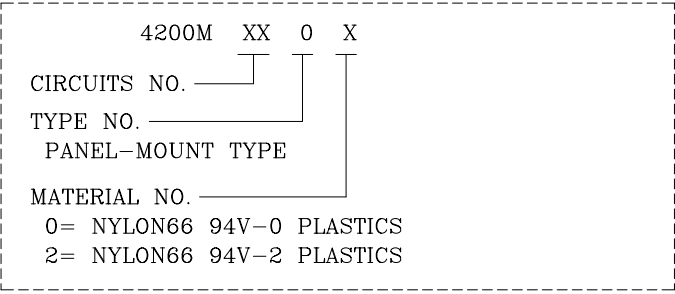


ISOMETRIC VIEW

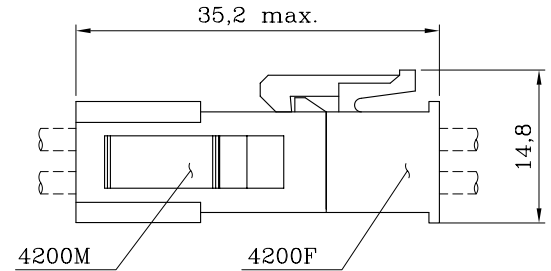


(2P) (10P)  
PIN ASSIGNMENT (Top View)

**DESCRIPTION OF ORDER NO.:**



Panel Cut-Off Dimension



ASSEMBLY VIEW

**NOTES:**

- 1. MATERIAL:  
BASE: NYLON66 94V-0/94V-2, WHITE (NATURAL COLOR)
- 2. USE WITH 4203TM SERIES CRIMP TERMINAL.
- 3. MATES WITH 4200F DUAL-ROW SERIES PLUG HOUSING.
- 4. DESCRIPTION OF COLOR NO.:  
LEGEND: 4200MXX0X-X (-X: COLOR CODE)  
B=BLACK, C=COCONUT BROWN, E=BLUE, H=GRAY,  
I=BRICK RED, M=GREEN, R=RED, W=BROWN
- 5. INFORMATION IN THIS DRAWING IS NOT CONSIDERED AS FINAL.

**RoHS**  
RoHS Compliant

**REACH**  
REACH Compliant

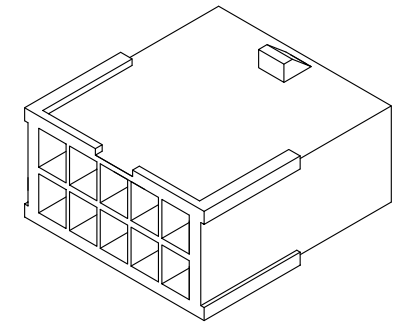
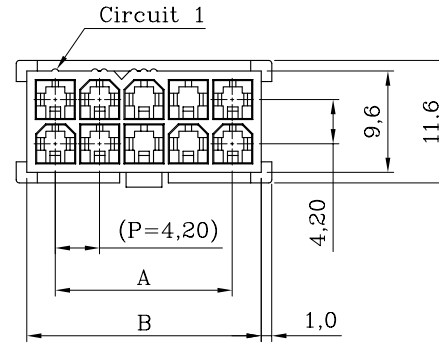
**Sales Drawing**

**聯盈電子股份有限公司**  
**LANDWIN ELECTRONIC CORP.**

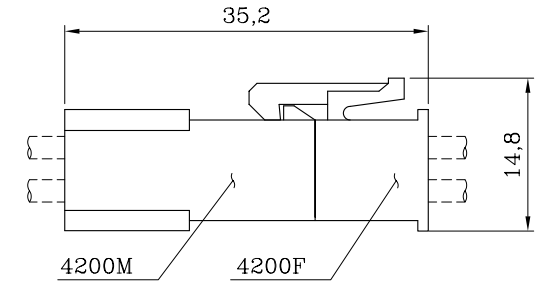
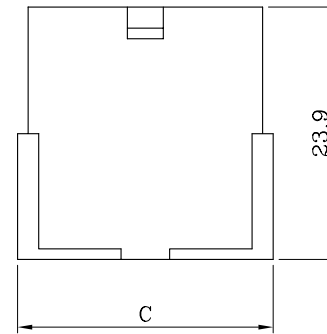
<b>GENERAL TOLERANCE:</b>		SCALE	UNIT	SHEET NO.	REV
		FREE	MM	1 / 2	<b>W1</b>
		DRAWN R.G.	DRAW NO.		
		CHECKED J.L.Lin	(AQ) 4200MXXXX		
		APPD H.Y.Lin	TITLE:		
W1	NEW RELEASE	31-DEC-14'	ANGULAR ±3°	DATE 31-DEC-14'	4.20 PITCH DUAL-ROW RECEPTACLE HOUSING
REV.	REVISION RECORD	DATE			

ORDER INFORMATION AND DIMENSION:

Circuits	Part No.		Dimension		
	W/O Flange (UL94V-0)	W/O Flange (UL94V-2)	A	B	C
2	4200M02 A0	4200M02 A2	n/a	5.4	7.4
4	4200M04 A0	4200M04 A2	4.2	9.6	11.6
6	4200M06 A0	4200M06 A2	8.4	13.8	15.8
8	4200M08 A0	4200M08 A2	12.6	18.0	20.0
10	4200M10 A0	4200M10 A2	16.8	22.2	24.2
12	4200M12 A0	4200M12 A2	21.0	26.4	28.4
14	4200M14 A0	4200M14 A2	25.2	30.6	32.6
16	4200M16 A0	4200M16 A2	29.4	34.8	36.8
18	4200M18 A0	4200M18 A2	33.6	39.0	41.0
20	4200M20 A0	4200M20 A2	37.8	43.2	45.2
22	4200M22 A0	4200M22 A2	42.0	47.4	49.4
24	4200M24 A0	4200M24 A2	46.2	51.6	53.6

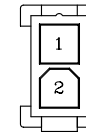
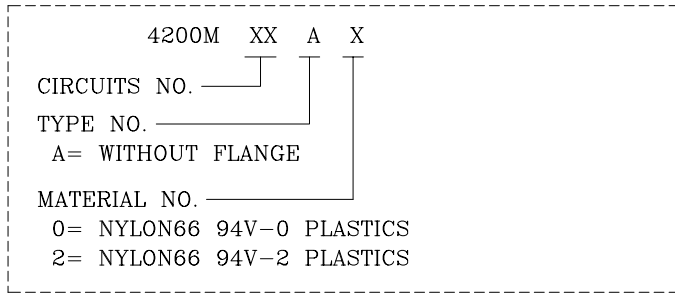


ISOMETRIC VIEW

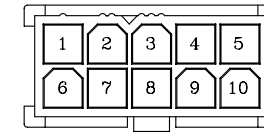


ASSEMBLY VIEW

DESCRIPTION OF ORDER NO.:



(2P)



(10P)

PIN ASSIGNMENT (Top View)

NOTES:

- MATERIAL:  
BASE: NYLON66 94V-0/94V-2, WHITE (NATURAL COLOR)
- USE WITH 4203TM SERIES CRIMP TERMINAL.
- MATES WITH 4200F DUAL-ROW SERIES PLUG HOUSING.
- DESCRIPTION OF COLOR NO.:  
LEGEND: 4200MXXAX-X (-X: COLOR CODE)  
B=BLACK, C=COCONUT BROWN, E=BLUE, H=GRAY,  
I=BRICK RED, M=GREEN, R=RED, W=BROWN
- INFORMATION IN THIS DRAWING IS NOT CONSIDERED AS FINAL.



MATERIAL: SEE NOTES

FINISH(COLOR): SEE NOTES

Sales Drawing



聯盈電子股份有限公司  
LANDWIN ELECTRONIC CORP.

GENERAL TOLERANCE:		PROJECTION	SCALE	UNIT	SHEET NO.	REV
		⊕	FREE	MM	2 / 2	W1
		DRAWN	R.G.	DRAW NO.		
		CHECKED	J.L.Lin	(AQ) 4200MXXXX		
		APPD	H.Y.Lin	TITLE:		
W1	NEW RELEASE	31-DEC-14'	ANGULAR ±3°	DATE	31-DEC-14'	4.20 PITCH SINGLE-ROW RECEPTACLE HOUSING
REV.	REVISION RECORD	DATE				