ORDER INFORMATION AND DIMENSION:

Circuits	Part No. (White color, T/P)	Dimension A	Dimension B
2	6202P0200T	2.5	5.0
3	6202P0300T	5.0	7.5
4	6202P0400T	7.5	10.0
5	6202P0500T	10.0	12.5
6	6202P0600T	12.5	15.0
7	6202P0700T	15.0	17.5
8	6202P0800T	17.5	20.0
9	6202P0900T	20.0	22.5
10	6202P1000T	22.5	25.0
11	6202P1100T	25.0	27.5
12	6202P1200T	27.5	30.0

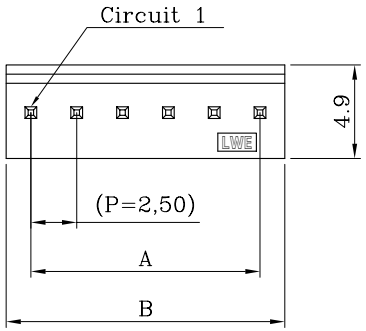

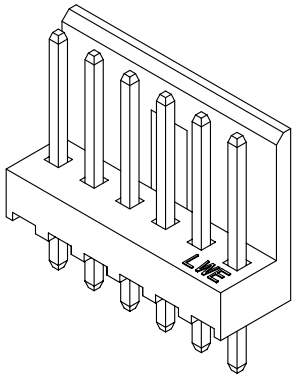

ISOMETRIC VIEW

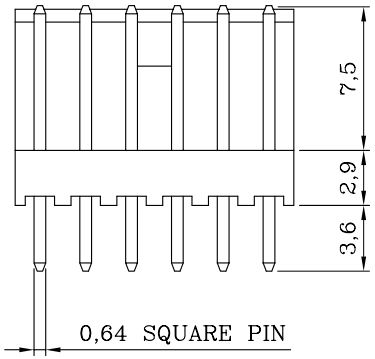

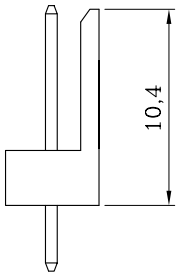

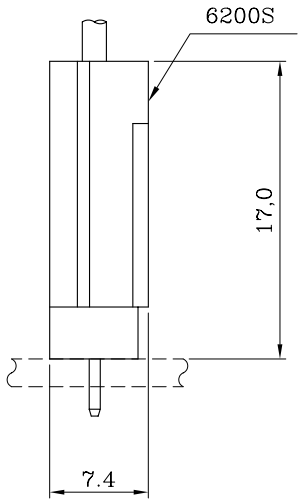

ASSEMBLY LAYOUT

DESCRIPTION OF ORDER NO.:

6202P XX 0 0 X

- CIRCUITS NO. — XX
- TYPE NO. — 0
- MATERIAL NO. — 0
- PLATING NO. — X

0= NYLON66 94V-0 PLASTICS

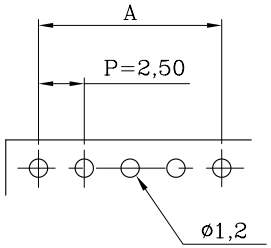

P.C. BOARD LAYOUT
(COMPONENT SIDE)

NOTES:

1. MATERIAL:
   BASE: NYLON66 94V-0, WHITE COLOR (NATURAL)
   CONTACT PIN: BRASS
2. MATES WITH 6200S SINGLE-ROW SERIES PLUG HOUSING.
3. DESCRIPTION OF COLOR CODE:
   LEGEND: 6202PXX00X-X (-X: COLOR CODE)
   B=BLACK, C=COCONUT BROWN, E=BLUE, H=GRAY,
   I=BRICK RED, M=GREEN, R=RED, W=BROWN
4. INFORMATION IN THIS DRAWING IS NOT CONSIDERED AS FINAL.

DESCRIPTION OF PLATING CODE:	
T= TIN-PLATED (T/P)	1= GOLD FLASH-PLATED
V= MATTE TIN-PLATED	

REV.	REVISION RECORD	DATE
W1	NEW RELEASE	31-DEC-14'

MATERIAL: SEE NOTES
FINISH(COLOR): SEE NOTES

RoHS Compliant REACH Compliant

Sales Drawing

LANDWIN 聯盈電子股份有限公司
LANDWIN ELECTRONIC CORP.

GENERAL TOLERANCE:	PROJECTION	SCALE	UNIT	SHEET NO.	REV
		FREE	MM	1 / 1	W1

DRAWN R.G.
CHECKED J.L.Lin
APPD H.Y.Lin
DATE 31-DEC-14'
ANGULAR ±3°

DRAW NO. (CQ) 6202PXX00X

TITLE: 2.50 PITCH SINGLE-ROW STRAIGHT DIP-HEADER

THIS DRAWING CONTAINS INFORMATION THAT IS PROPRIETARY TO LANDWIN ELECTRONIC CORP. SHOULD NOT BE USED WITHOUT WRITTEN PERMISSION.